

MATHEMATICS

Grade 3




2011 Released Test Questions

These released questions represent selected TEKS student expectations for each reporting category. These questions are samples only and do not represent all the student expectations eligible for assessment.

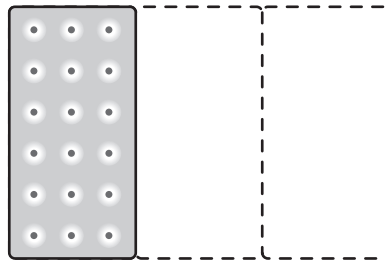
- 1 Lynn and Dennis have the same amount of money. Lynn has the bills and coins shown below.



Which group of bills and coins could Dennis have?



- 2 Bobby ate part of a cracker during snack time at school. The picture below shows how much of the cracker Bobby has left.



Which fraction shows how much of the cracker Bobby ate?

- A $\frac{2}{1}$
- B $\frac{2}{3}$
- C $\frac{1}{2}$
- D $\frac{1}{3}$
-
- 3 Luther waited 50 minutes in line to buy tickets to a play. While waiting, Luther played his video game for 12 minutes and read a book for 25 minutes. The rest of the time, Luther talked to his best friend Chuck. How much time did Luther spend talking to Chuck?
- A 38 minutes
- B 25 minutes
- C 37 minutes
- D 13 minutes

- 4 Mr. Garza has three kinds of animals on his farm. He has 6 dogs. He has twice as many cows as dogs. He has 3 times as many sheep as cows. How many sheep does Mr. Garza have on his farm?

Record your answer and fill in the bubbles on your answer document. Be sure to use the correct place value.

- 5 Look at the pattern of shaded triangles below.

Figure 1



Figure 2

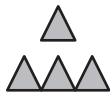


Figure 3

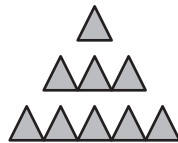


Figure 4

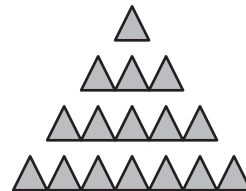


Figure 5

If this pattern continues, what is the total number of shaded triangles that will be in Figure 5?

- A 25
- B 9
- C 16
- D 30

- 6 Gary drinks the same amount of milk every morning with breakfast. The table below shows the total amount of milk he drinks during different numbers of mornings.

Gary's Morning Milk

Number of Mornings	Total Amount of Milk (fl oz)
2	24
3	36
5	
8	96

How many fluid ounces of milk does Gary drink during 5 mornings?

- A 60 fl oz
- B 48 fl oz
- C 128 fl oz
- D 65 fl oz

7 Mrs. Borden wrote the following statements to describe two geometric figures.

- Figure A has 5 vertices.
- Figure B has 5 faces.

Which two figures fit these descriptions?

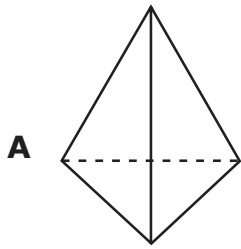


Figure A

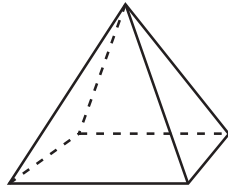


Figure B

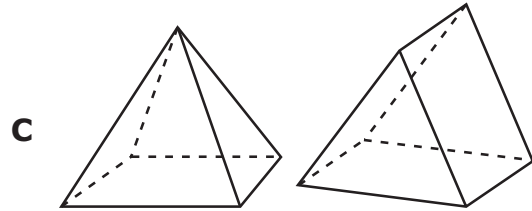


Figure A

Figure B

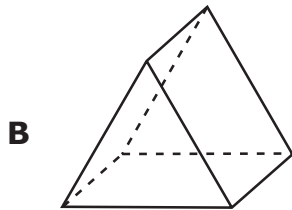


Figure A

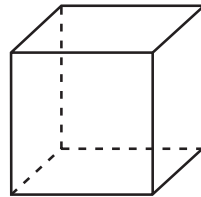


Figure B

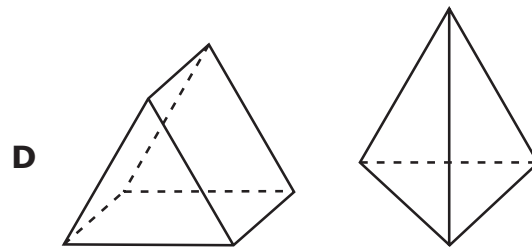
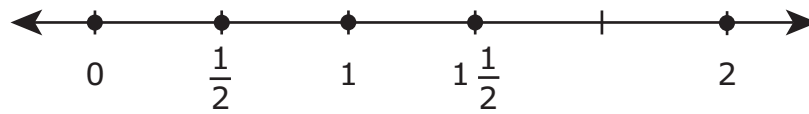


Figure A

Figure B

- 8 Which of the following numbers is **NOT** located correctly on the number line below?



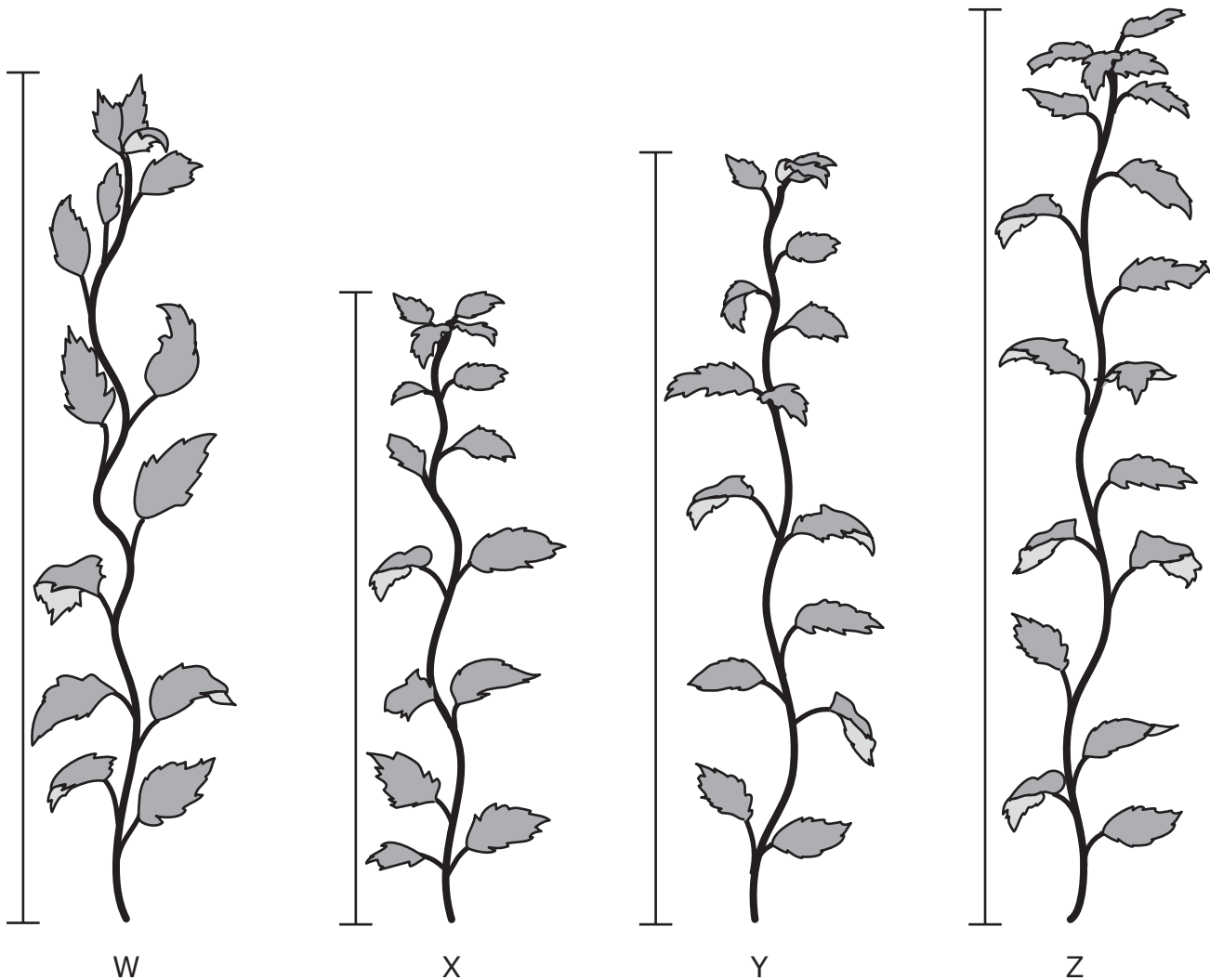
A $\frac{1}{2}$

B 1

C $1\frac{1}{2}$

D 2

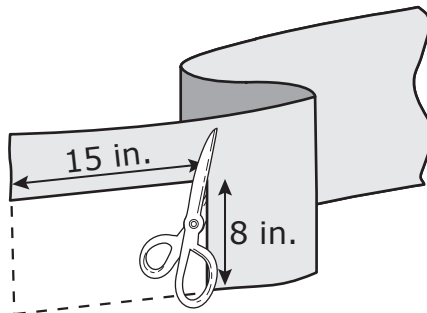
9 For his science experiment Raúl recorded the heights of the plants shown below.



Use the ruler provided to measure the line segments next to the plants in centimeters. Which two plants have a total height of 23 centimeters?

- A W and Y
- B X and Z
- C Y and X
- D Z and W

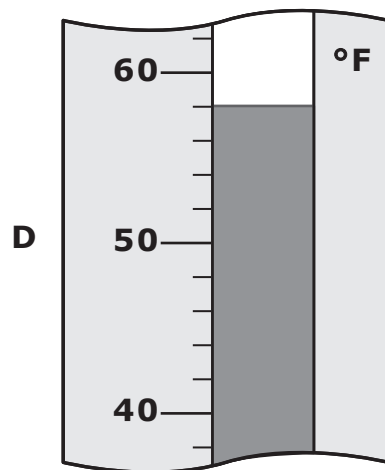
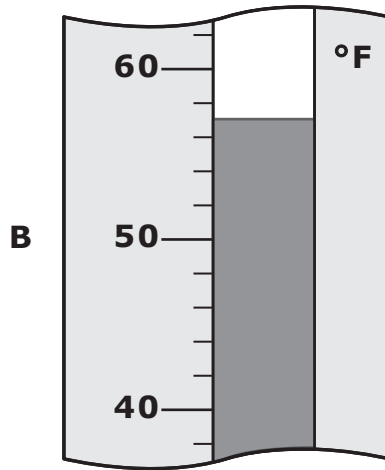
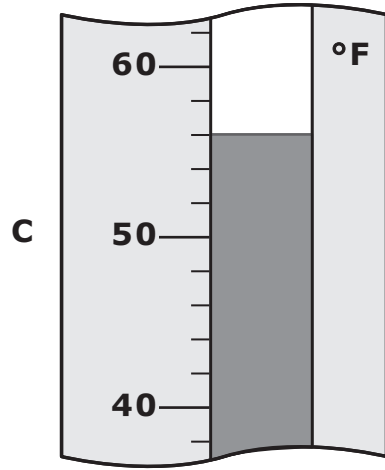
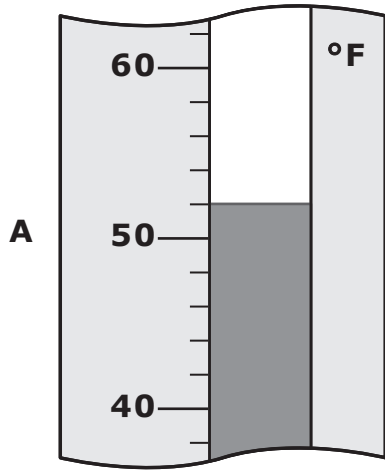
10 Maria cut out a rectangle 15 inches long and 8 inches wide from a piece of cloth.



What is the perimeter of her rectangle?

- A** 23 in.
- B** 46 in.
- C** 38 in.
- D** 31 in.

11 Andrew checked the thermometer outside his window. He saw that the temperature was below 55°F . Which thermometer could show the temperature outside Andrew’s window?



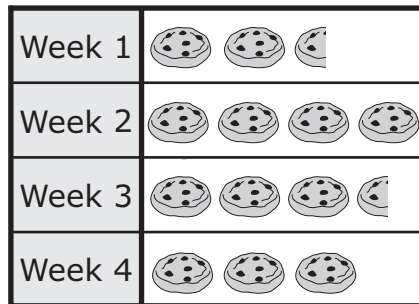
- 12 Mr. Hubert kept a record of the number of cookies he sold at his store during four weeks. The table below shows the number of cookies he sold each week.

Cookies Sold





Week	Number of Cookies Sold
1	25
2	40
3	35
4	30

The pictograph below represents the data from the table.

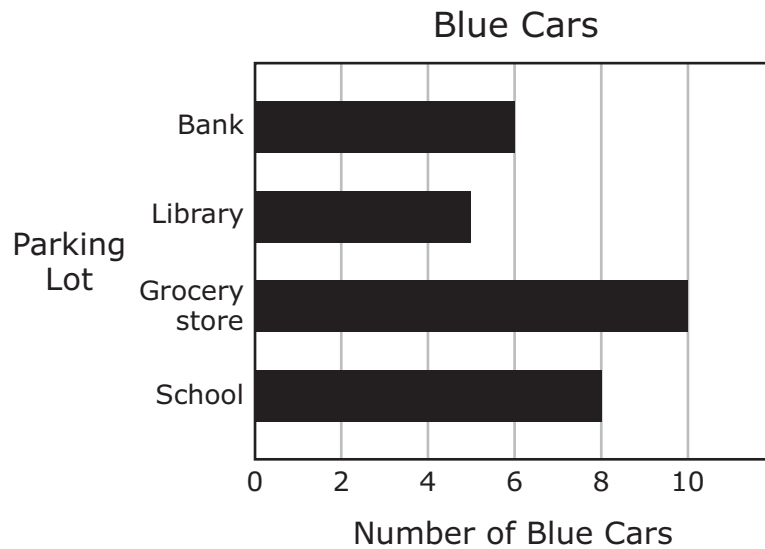
Cookies Sold



Which key correctly completes the graph?

- A Each  means 5 cookies sold.
- B Each  means 10 cookies sold.
- C Each  means 25 cookies sold.
- D Each  means 20 cookies sold.

- 13** Christian counted the number of blue cars in four parking lots. The graph below shows the number of blue cars in each of these lots.



Which two parking lots had a difference of 3 blue cars?

- A** School and library
- B** School and bank
- C** Grocery store and library
- D** Grocery store and bank

Item Number	Reporting Category	Readiness or Supporting	Content Student Expectation	Process Student Expectation	Correct Answer
1	1	Supporting	3.1(C)	3.14(A)	A
2	1	Readiness	3.2(C)		B
3	1	Readiness	3.3(B)	3.14(B)	D
4	1	Readiness	3.4(B)	3.14(C)	36
5	2	Supporting	3.6(A)	3.16(A)	A
6	2	Readiness	3.7(B)		A
7	3	Readiness	3.8(A)	3.14(D)	C
8	3	Readiness	3.10(A)	3.14(C)	D
9	4	Supporting	3.11(A)	3.14(D)	A
10	4	Readiness	3.11(B)	3.14(B)	B
11	4	Supporting	3.12(A)	3.14(A)	A
12	5	Readiness	3.13(A)	3.14(B)	B
13	5	Supporting	3.13(B)	3.14(B)	A

For more information about the new STAAR assessments, go to www.tea.state.tx.us/student.assessment/staar/.